


**IN THE MATTER OF COUNTY FINANCES  
IN THE HANDS OF  
DARLA WELCH  
TREASURER OF YOAKUM COUNTY  
MARCH REPORT**

WE, THE UNDERSIGNED, as County Commissioners within and for said Yoakum County, and the Honorable Michael Ybarra, County Judge of said Yoakum County, constituting the entire Commissioners' Court of said County, and each one of us, do hereby certify that on this, the 8<sup>th</sup> day of April 2024 at a special term of our said Court, we have compared and examined the report of Darla Welch, Treasurer of said County, for the period beginning on the 1<sup>st</sup> day of March 2024 and ending on the 31<sup>st</sup> day of March 2024 and finding the same correct have caused an order to be entered upon the minutes of the Commissioners' Court of said County, stating the approval of said Treasurer's Report by our said Court, which said order recited separately the amount received and paid out of each fund by said County Treasurer since her last report to this Court, and for and during the time covered by her present report, and the balance of each fund remaining in said Treasurer's hands on the said 31<sup>st</sup> day of March 2024 and have ordered the proper credits to be made in the accounts of the said County Treasurer, in accordance with said order as required by Articles 1636-1637, Chapter 1, Title 34 of the Revised Statutes of Texas, 1925.


And we, and each of us, further certify that we have actually and fully inspected and counted all the actual cash and assets in hands of the said Treasurer belonging to Yoakum County at the close of the examination of said Treasurer's Report on this the 8<sup>th</sup> day of April 2024 and the same to be as attached.


WITNESS OUR HANDS, officially this 8<sup>th</sup> day of April 2024





  
MICHAEL C. YBARRA County Judge

  
WOODY LINDSEY Commissioner, Prct. #1


  
RAY MARION Commissioner, Prct. #2

  
TOMMY BOX Commissioner, Prct. #3

  
TIM ADDISON Commissioner, Prct. #4

Attest:   
SUMMER LOVELACE County Clerk

FILED FOR RECORD THIS 8<sup>th</sup> day of April 2024 at 10:00 A. M., and recorded this 8<sup>th</sup> day of April 2024.

  
SUMMER LOVELACE County Clerk

RECAPITULATION FOR MARCH 2024

FUNDS	BEGINNING		RECEIPTS	TRANSFERS		DISBURSEMENTS	ENDING	
	BALANCE			TO	FROM		BALANCE	
GENERAL	31,496,718.52		423,890.62	12,806,587.10	939,593.63	1,517,601.99	42,270,000.62	
PRECINCT #1	3,232,438.23		29,937.53	682,540.38	8,988.14	56,651.29	3,879,276.71	
PRECINCT #2	3,846,650.92		35,250.60	682,540.38	6,208.22	52,611.18	4,505,622.50	
PRECINCT #3	1,526,213.51		27,067.05	682,540.39	7,506.99	61,708.98	2,166,604.98	
PRECINCT #4	2,598,355.27		32,819.40	682,540.39	7,457.96	56,941.73	3,249,315.37	
ROAD & BRIDGE CITY STREETS	395,546.78		3,485.03	0.00	0.00	1,675.89	397,355.92	
ROAD & BRIDGE	40.99		289,331.63	289,331.63	289,331.63	289,371.69	0.93	
FML	1.12		2,440,829.91	2,440,829.91	2,440,829.91	2,440,829.91	1.12	
LATERAL ROAD	1.15		0.25	0.00	0.00	0.00	1.40	
JURY	1,157,627.36		12,155.41	24.38	1,658.28	9,997.64	1,158,151.23	
C.C. RECORDS MGMT	109,861.59		2,582.13	0.00	0.00	6,675.25	105,768.47	
C.C. RECORDS ARCHIVE	157,320.87		2,807.49	0.00	0.00	0.79	160,127.57	
D.C. RECORDS MGMT	7,699.22		38.27	0.00	0.00	0.00	7,737.49	
FAMILY PROTECTION FEES	2,925.28		13.38	0.00	0.00	0.00	2,938.66	
CHILD ABUSE PREVENTION	379.72		1.74	0.00	0.00	0.00	381.46	
D.C. RECORDS ARCHIVE	7,092.20		33.23	0.00	0.00	0.00	7,125.43	
CC/DC COURT TECHNOLOGY	3,658.49		17.22	0.00	0.00	0.00	3,675.71	
JUSTICE COURT TECHNOLOGY JP #1	35,561.18		338.29	0.00	0.00	0.00	35,899.47	
JUSTICE COURT TECHNOLOGY JP #2	9,619.99		129.34	0.00	0.00	0.00	9,749.33	
COURTHOUSE SECURITY	37,479.69		714.61	0.00	0.00	0.00	38,194.30	
JUSTICE COURT BUILDING	1,843.14		86.46	0.00	0.00	586.00	1,343.60	
SPECIALTY COURT FUND	1,641.94		10.56	0.00	0.00	0.00	1,652.50	
CDA FEE ACCOUNT	7,969.60		36.45	0.00	0.00	0.00	8,006.05	
JAIL COMMISSARY	47,329.04		666.26	0.00	0.00	6,500.00	41,495.30	
JUVENILE PROBATION-ST	17,143.18		51.08	0.00	34.37	12,182.01	4,977.88	
JUV PROBATION/TJPCA	4.35		0.00	0.00	0.00	0.00	4.35	
LAW LIBRARY	1.04		0.00	0.00	0.00	0.00	1.04	
PROBATE EDUCATION	584.69		727.05	0.00	0.00	763.62	548.12	
ABANDONED VEHICLES	1,350.17		6.18	0.00	0.00	0.00	1,356.35	
SPECIAL VIDEO	362.09		1.66	0.00	0.00	0.00	363.75	
SPECIAL INVENTORY	6,952.42		31.80	0.00	0.00	0.00	6,984.22	
Y.C DRUG FORFEITURE	2,097.16		9.59	0.00	0.00	0.00	2,106.75	
YCSO SEIZURE	8.88		0.05	0.00	0.00	0.00	8.93	
YCSO FORFEITURE	3,175.98		14.53	0.00	0.00	0.00	3,190.51	
YCSO FORFEITURE	2,752.11		12.59	0.00	0.00	0.00	2,764.70	

CDA FORFEITURE	7,132.51	32.62	0.00	0.00	0.00	0.00	0.00	7,165.13
CDA SEIZURE	367.50	1.68	0.00	0.00	0.00	0.00	0.00	369.18
HOSPITAL RESERVE	5,867,358.10	26,392.39	0.00	0.00	0.00	300,000.00	0.00	5,593,750.49
Y.C. RECORDS MGMT	22,229.23	528.69	0.00	0.00	0.00	0.00	0.00	22,757.92
Y C COURT PRESERVATION	6,232.75	29.30	0.00	0.00	0.00	0.00	0.00	6,262.05
PLAINS AIRPORT	12,206.40	156.08	0.00	0.00	0.00	230.42	0.00	12,132.06
YC LANDFILL	1,222,118.42	28,690.75	105,781.00	0.00	3,566.77	24,955.15	0.00	1,328,068.25
HAVA GRANTS	31,890.68	145.86	0.00	0.00	0.00	0.00	0.00	32,036.54
RR SHERIFF ASSIST GRANT	0.00	250,026.71	0.00	0.00	0.00	0.00	0.00	250,026.71
SPAG GRANTS	0.00	0.00	0.00	0.00	0.00	0.00	0.00	0.00
ARR GRANT	1,832,147.30	8,379.82	0.00	0.00	0.00	0.00	0.00	1,840,527.12

FUNDS	BEGINNING BALANCE	RECIPTS	TRANSFERS TO	TRANSFERS FROM	DISBURSEMENTS	ENDING BALANCE
LIBRARY GRANTS	0.00	0.00	0.00	0.00	0.00	0.00
NURS HOME DEBT	3,445.05	15.76	0.00	0.00	0.00	3,460.81
PERMANENT IMPROVEMENT	2,842,909.02	15,362.69	770,398.93	0.00	17,142.50	3,611,528.14
HOSPITAL	2,054,269.69	1,973,076.29	625,000.00	298,476.33	3,409,476.72	944,392.93
HOME HEALTH	0.00	0.00	0.00	0.00	0.00	0.00
DIALYSIS CENTER OF WEST TEXAS	344,647.86	53,233.94	0.00	5,605.40	66,635.27	325,641.13
HOSPITAL GRANT FUND	0.00	0.00	0.00	0.00	0.00	0.00
SELF INSURANCE TRUST	199,338.94	911.73	0.00	0.00	0.00	200,250.67
JUVENILE PROBATION-TR	3,503.16	50.53	0.00	0.00	0.00	3,553.69
AD VALOREM TAX	14,061,859.22	2,262,384.04	0.00	0.00	16,303,052.30	21,190.96
CRIMINAL JUSTICE PLANNING FUND	11,270.83	17,323.82	0.00	31.34	0.20	28,563.11
HOSPITALIZATION INSURANCE	476,327.68	95,844.73	548,280.72	3,943.42	673,375.12	443,134.59
JP FEE ACCOUNT	16,188.60	17,203.55	0.00	36.22	17,667.48	15,688.45
SHERIFF FEES	295.00	305.00	0.00	36.22	258.78	305.00
DISTRICT CLERK FEES	6,484.81	8,395.21	0.00	36.22	6,337.49	8,506.31
COUNTY CLERK FEES	12,093.70	16,464.15	0.00	36.23	12,784.12	15,737.50
<b>TOTALS</b>	<b>73,752,724.32</b>	<b>8,078,052.73</b>	<b>20,316,395.21</b>	<b>4,013,377.28</b>	<b>25,346,013.52</b>	<b>72,787,781.46</b>

TEXPOOL AVG RATE THROUGH MAR 5.32%  
 PSB AVG RATE THROUGH MAR 31 DAY 5.52%  
 PSB AVG RATE THROUGH MAR 1 YR 5.65%  
 PSB AVG RATE THROUGH MAR 1 YR 5.96%

**YOAKUM COUNTY  
INVESTMENT SUMMARY REPORT  
MONTH ENDING MARCH 2023**

GENERAL FUND

DESCRIPTION	SETTLE DATE	MATURITY DATE	RATE	PAR VALUE	DISCOUNT	February 1, 2024		PERIOD OF ACCRETION	PURCHASES/REDEMPTIONS	March 1, 2024		
						BOOK VALUE	MARKET VALUE			BOOK VALUE	MARKET VALUE	
PSB CD#4191736(31 DAY)	DAILY	DAILY	5.52	0.00	0.00	9,190,592.06	9,190,592.06	0.00	43,087.50	9,233,679.56	9,233,679.56	
PSB CD#4203196(1 YR)	DAILY	DAILY	5.96	0.00	0.00	16,263,752.96	16,263,752.96	0.00	0.00	16,263,752.96	16,263,752.96	
TEXPOOL 251102111100	DAILY	VARIABLES		0.00	0.00	3,944,388.63	3,944,388.63	0.00	17,808.94	3,962,197.57	3,962,197.57	
						0.00	9,525,730.48	9,525,730.48	0.00	60,896.44	29,459,630.09	29,459,630.09

PLAINS STATE BANK											
CERT OF DEP#4188372											
580,035.50											
		5.31.24	5.65			668,810.69	668,810.69		3,105.85	671,916.54	671,916.54

PRECINCT #1

DESCRIPTION	SETTLE DATE	MATURITY DATE	RATE	PAR VALUE	DISCOUNT	February 1, 2024		PERIOD OF ACCRETION	PURCHASES/REDEMPTIONS	March 1, 2024	
						BOOK VALUE	MARKET VALUE			BOOK VALUE	MARKET VALUE
PSB CD#4191738(31 DAY)	DAILY	DAILY	5.52	0.00	0.00	285,813.37	285,813.37	0.00	1,339.95	287,153.32	287,153.32

PSB CD#4203204(1 YR)	DAILY	5.96	0.00	0.00	2,045,458.95	2,045,458.95	0.00	0.00	2,045,458.95	2,045,458.95
TEXPOOL	DAILY	VARIES	0.00	0.00	429,615.61	429,615.61	0.00	1,939.69	431,555.30	431,555.30
251020753000			0.00	0.00	2,760,887.93	2,760,887.93	0.00	3,279.64	2,764,167.57	2,764,167.57

PRECINCT #2

DESCRIPTION	SETTLE DATE	MATURITY DATE	RATE	PAR VALUE	DISCOUNT	February 1, 2024		PERIOD OF ACCRETION	PURCHASES/REDEMPTIONS	March 1, 2024	
						BOOK VALUE	MARKET VALUE			BOOK VALUE	MARKET VALUE
PSB CD#41917419(31 DAY)			5.52	0.00	0.00	785,885.38	785,885.38	0.00	3,684.40	789,569.78	789,569.78
PSB CD#4203212(1 YR)	DAILY	5.96	0.00	0.00	1,676,861.57	1,676,861.57	0.00	0.00	1,676,861.57	1,676,861.57	
TEXPOOL	DAILY	VARIES	0.00	0.00	382,502.90	382,502.90	0.00	1,727.02	384,229.92	384,229.92	
251020753001			0.00	0.00	2,845,249.85	2,845,249.85	0.00	5,411.42	2,850,661.27	2,850,661.27	

PRECINCT #3

DESCRIPTION	SETTLE DATE	MATURITY DATE	RATE	PAR VALUE	DISCOUNT	February 1, 2024		PERIOD OF ACCRETION	PURCHASES/REDEMPTIONS	March 1, 2024	
						BOOK VALUE	MARKET VALUE			BOOK VALUE	MARKET VALUE
PSB CD#4191745(31 DAY)	DAILY	5.52	0.00	0.00	48,265.71	48,265.71	0.00	226.28	48,491.99	48,491.99	
PSB CD#4203220(1 YR)	DAILY	5.96	0.00	0.00	829,342.90	829,342.90	0.00	0.00	829,342.90	829,342.90	
TEXPOOL	DAILY	VARIES	0.00	0.00	280,318.39	280,318.39	0.00	1,265.61	281,584.00	281,584.00	

251020753002

0.00 0.00 1,157,927.00 1,157,927.00 0.00 1,491.89 1,159,418.89 1,159,418.89

PRECINCT #4

February 1, 2024

PERIOD OF ACCRETION

March 1, 2024

DESCRIPTION	SETTLE DATE	MATURITY DATE	RATE	PAR VALUE	DISCOUNT	BOOK VALUE	MARKET VALUE	PERIOD OF ACCRETION	PURCHASES/REDEMPTIONS	BOOK VALUE	MARKET VALUE
PSB CD#4191740(31 DAY)	DAILY	DAILY	5.52	0.00	0.00	712,321.41	712,321.41	0.00	3,339.51	715,660.92	715,660.92

PSB CD#4203238(1 YR)	DAILY	DAILY	5.96	0.00	0.00	1,042,769.45	1,042,769.45	0.00	0.00	1,042,769.45	1,042,769.45
----------------------	-------	-------	------	------	------	--------------	--------------	------	------	--------------	--------------

TEXPOOL 251020753003	DAILY	DAILY	VARIES	0.00	0.00	311,531.84	311,531.84	0.00	1,406.56	312,938.40	312,938.40
				0.00	0.00	2,066,622.70	2,066,622.70	0.00	4,746.07	2,071,368.77	2,071,368.77

JURY FUND

February 1, 2024

PERIOD OF ACCRETION

March 1, 2024

DESCRIPTION	SETTLE DATE	MATURITY DATE	RATE	PAR VALUE	DISCOUNT	BOOK VALUE	MARKET VALUE	PERIOD OF ACCRETION	PURCHASES/REDEMPTIONS	BOOK VALUE	MARKET VALUE
PSB CD#4191739	DAILY	DAILY	5.52	0.00	0.00	613,526.00	613,526.00	0.00	2,876.34	616,402.34	616,402.34

TEXPOOL 251020015000	DAILY	DAILY	VARIES	0.00	0.00	39,701.18	39,701.18	0.00	179.20	39,880.38	39,880.38
				0.00	0.00	653,227.18	653,227.18	0.00	3,055.54	656,282.72	656,282.72

PERMANENT IMPROVEMENT

DESCRIPTION	SETTLE DATE	MATURITY DATE	RATE	PAR VALUE	DISCOUNT	February 1, 2024		PERIOD OF ACCRETION	PURCHASES/REDEMPTIONS	March 1, 2024	
						BOOK VALUE	MARKET VALUE			BOOK VALUE	MARKET VALUE
PSB CD#4191746	DAILY	DAILY	5.52	0.00	0.00	1,141.96	1,141.96	0.00	5.35	1,147.31	1,147.31

HOSPITAL D/S (DISPRO)

DESCRIPTION	SETTLE DATE	MATURITY DATE	RATE	PAR VALUE	DISCOUNT	February 1, 2024		PERIOD OF ACCRETION	PURCHASES/REDEMPTIONS	March 1, 2024	
						BOOK VALUE	MARKET VALUE			BOOK VALUE	MARKET VALUE
PSB CD#4191742	DAILY	DAILY	5.52	0.00	0.00	765,416.06	765,416.06	0.00	3,588.43	769,004.49	769,004.49

COUNTY CLERK RECORDS MANAGEMENT

DESCRIPTION	SETTLE DATE	MATURITY DATE	RATE	PAR VALUE	DISCOUNT	February 1, 2024		PERIOD OF ACCRETION	PURCHASES/REDEMPTIONS	March 1, 2024	
						BOOK VALUE	MARKET VALUE			BOOK VALUE	MARKET VALUE
PSB CD#4191747	DAILY	DAILY	5.52	0.00	0.00	62,794.12	62,794.12	0.00	294.39	63,088.51	63,088.51





JAIL DEBT SERVICES

DESCRIPTION	SETTLE DATE	MATURITY DATE	RATE	PAR VALUE	DISCOUNT	February 1, 2024		ACCRETION OF DISCOUNT	PURCHASES/REDEMPTIONS	March 1, 2024	
						BOOK VALUE	MARKET VALUE			BOOK VALUE	MARKET VALUE
ICT 6540001477	DAILY		VARIES	0.00	0.00	0.00	0.00	0.00	0.00	0.00	0.00
				0.00	0.00	0.00	0.00	0.00	0.00	0.00	0.00

NURSING HOME DEBT SERVICE

DESCRIPTION	SETTLE DATE	MATURITY DATE	RATE	PAR VALUE	DISCOUNT	February 1, 2024		ACCRETION OF DISCOUNT	PURCHASES/REDEMPTIONS	March 1, 2024	
						BOOK VALUE	MARKET VALUE			BOOK VALUE	MARKET VALUE
ICT654001494	DAILY		VARIES	0.00	0.00	0.00	0.00	0.00	0.00	0.00	0.00
				0.00	0.00	0.00	0.00	0.00	0.00	0.00	0.00

TOTAL INVESTMENTS: 40,466,686.16